

# A-013 Concrete Pier Level Set Instruction Sheet

This set is designed for 10pcs of tracks

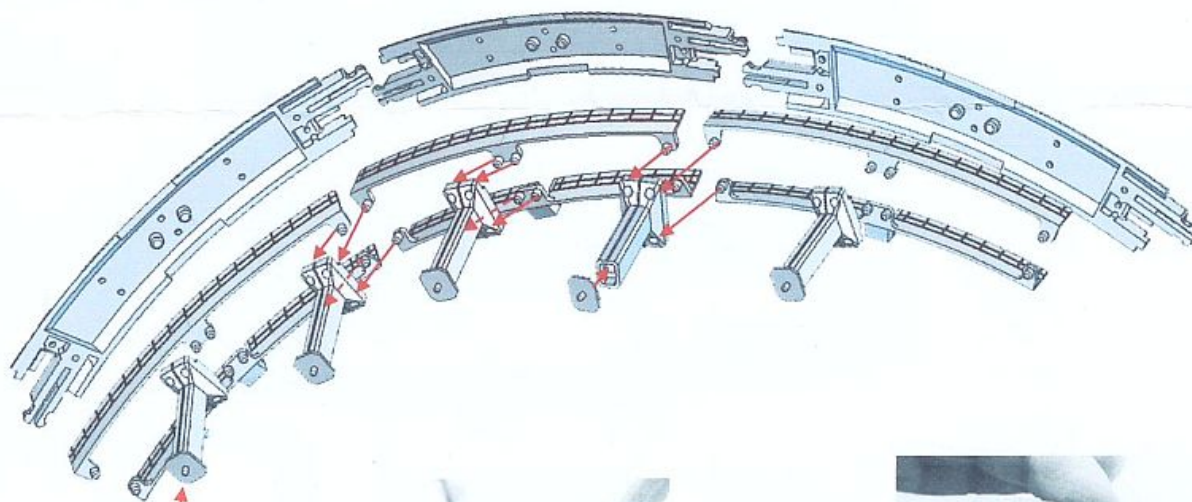
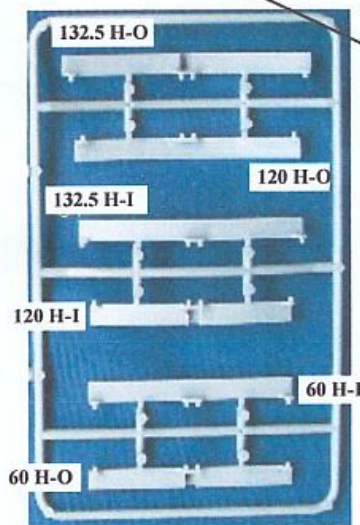

## Main parts

| Mark No. | Part name                       | Pcs |
|----------|---------------------------------|-----|
| 10       | Concrete Pier 10 (20m/m height) | 21  |
|          | Concrete Pier Stand             | 21  |

## Optional parts


| Mark No.  | Part name                                    | Pcs |
|-----------|--|-----|
|           | Joiner for double track                      | 14  |
| 60 H-O    | Straight 60mm level (for overhead line)      | 10  |
| 60 H-I    | Straight 60mm level                          | 10  |
| 120 H-I   | 1 2 O R level (inner) (for overhead line)    | 10  |
| 120 H-O   | 1 2 O R level (outer)                        | 10  |
| 132.5 H-I | 1 3 2. 5 R level (inner)                     | 10  |
| 132.5 H-O | 1 3 2. 5 R level (outer) (for overhead line) | 10  |

|       |               |       |
|-------|---------------|-------|
| 60    | 60mm straight | level |
| 120   | 120R          | level |
| 132.5 | 132.5R        | level |

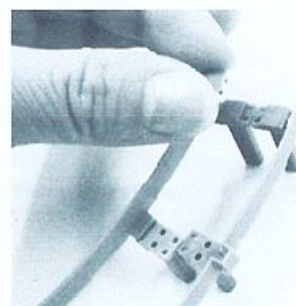


φ1m/m pin for  
fixing onto your  
diorama

※Ideal φ1m/m drill  
(item T-002 Tool set)  
sold separately



Above photos show double track assembly



※How to decorate Overhead line & stand  
(item A-002 Overhead line for single track,  
A-003 Overhead line for double track A,  
A-004 Overhead line for double track B)  
sold separately