



# A-010 Concrete Pier Slope Set Instruction sheet 1/2

This set is designed for 10pcs of tracks

## Main parts




Mark No.	Part name	Pcs
1	Concrete Pier slope 1 (2m/m height)	2
2	Concrete Pier slope 2 (4m/m height)	2
3	Concrete Pier slope 3 (6m/m height)	2
4	Concrete Pier slope 4 (8m/m height)	2
5	Concrete Pier slope 5 (10m/m height)	2
6	Concrete Pier slope 6 (12m/m height)	2
7	Concrete Pier slope 7 (14m/m height)	2
8	Concrete Pier slope 8 (16m/m height)	2
9	Concrete Pier slope 9 (18m/m height)	2
10	Concrete Pier slope 10 (20m/m height)	3
	Concrete Pier Stand	19



## Optional parts

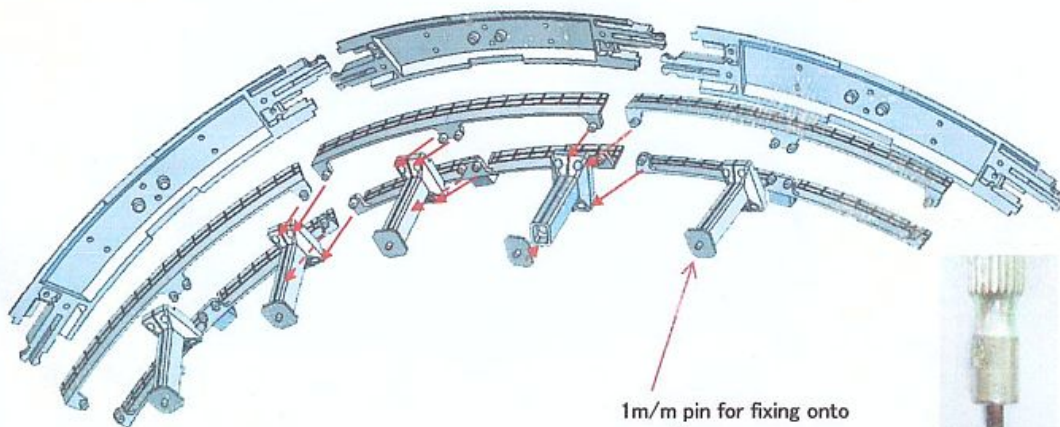
Mark No.	Part name	Pcs
	Joiner for double track	6
	Stand for single/double Overhead line for Concrete Pier Slope	10
60 H-O	Straight 60mm level (for overhead line)	1
60 H-I	Straight 60mm level	1
145 H-I	145R level (inner) (for overhead line)	1
145 H-O	145R level (outer)	1
157 H-I	157.5R level (inner)	1
157 H-O	157.5R level (outer) (for overhead line)	1
60 R-O	Straight 60mm Right turn (for overhead line)	5
60 R-I	Straight 60mm Right turn	5
145 R-I	145R Right turn (inner) (for overhead line)	5
145 R-O	145R Right turn (outer)	5
157 R-I	157.5R Right turn (inner)	5
157 R-O	157.5R Right turn (outer) (for overhead line)	5
60 L-O	Straight 60mm Left turn (for overhead line)	5
60 L-I	Straight 60mm Left turn	5
145 L-I	145R Left turn (inner)(for overhead line)	5
145 L-O	145R Left turn (outer)	5
157 L-I	157.5R Left turn (inner)	5
157 L-O	157.5R Left turn (outer) (for overhead line)	5



60	60mm straight	Level
60	60mm straight	slope : Right up/down
60	60mm straight	slope : Left up/down
145	145R	Level
145	145R	slope : Right up/down
145	145R	slope : Left up/down
157	157.5R	Level
157	157.5R	slope : Right up/down
157	157.5R	slope : Left up/down




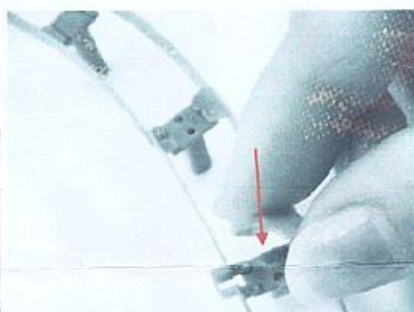
## A-010 Concrete Pier Slope Set Instruction sheet 2/2




1m/m pin for fixing onto  
your diorama

※Ideal  $\phi 1\text{m/m}$  drill  
(item T-002 Tool set)  
sold separately

Single track base assembly for Concrete Pier Slope with overhead line



cut excess area

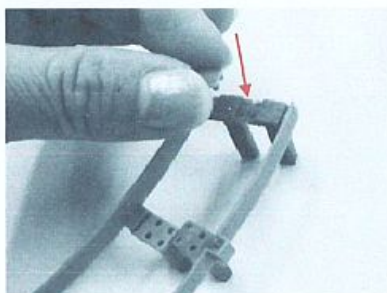


Overhead Line Stand for  
Single track at slope

Overhead Line Stand for  
Double track at slope

※How to decorate Overhead line & stand  
(item A-002 Overhead line for single track,  
A-003 Overhead line for double track A,  
A-004 Overhead line for double track B)  
sold separately

Remark: Original stand can be used for level only.  
If original stand is used at slope track,  
overhead line cannot be vertical.



Photos show double track assembly

